

Quick-Start Guide to Online Activities and Zoom Information for Installers

Desktops/Laptops

All links to the weekly Zoom meetings, recordings from the instructor-led sessions, and homework assignments are organized in the TREK Learning Experience Manager.

Get started:

1. Log into the TREK Learning Experience Manager at <http://wqa.treklem.com> with your WQA userID and password.
2. Click the My Learning Path tab on the left panel.

The screenshot displays the TREK Learning Experience Manager interface. The top navigation bar includes the Water Quality Association logo and the text 'TREK Learning Experience Manager'. A user greeting 'Welcome, tslubner@yahoo' is visible on the right. The left sidebar contains several menu items: 'DASHBOARD', 'MY LEARNING PATH' (highlighted with a red box), 'PORTFOLIO', 'OBSERVATIONS', 'MY BADGES', and 'REPORTS'. The main content area is divided into several sections: 'Steps' with a link to 'S-I1-1A-Introduction & Safety - Zoom Link', 'Updates' showing 'Badges Awarded' and 'Learning Activities Added', and 'My Progress' for 'C16-Instructor-Led Training for Installers Jan 2022 Session A - Part 1'. The progress section features a circular gauge showing 0% completion. Below this is a table with columns for 'LEARNING ACTIVITIES COMPLETED', 'LEARNING ACTIVITIES REMAINING', 'BADGES COMPLETE', and 'BADGES REMAINING', with values 0, 14, 0, and 7 respectively. The 'PORTFOLIO ENTRIES' section includes a note and buttons for 'FEEDBACK (0)', 'SUBMITTED (0)', and 'DRAFT (0)'. The text 'No feedback entries.' is displayed at the bottom of this section.

3. Click on the top badge name, *B47-IA-Introduction to Water Quality & Safety for Installers*, to get a dropdown list of all the learning activities for the badge.

Water Quality Association TREK Learning Experience Manager

Welcome, [tslubner](#)

DASHBOARD

MY LEARNING PATH

PORTFOLIO

OBSERVATIONS

MY BADGES

REPORTS

TANYA LUBNER'S PATH

Click on the Badge to begin working on your Learning Activities

C16-Instructor-Led Training for Installers Jan 2022 Session A - Part 1

Progress: 0/7 Badges

Version: 1

This is part 1 of the pre-requisite training for Certified Installer candidates. Part 1 includes links to the Zoom-based live classes for modules 1 through 7, Safety through DWV, and the online homework assignments that accompany the classes. To get started, click the first tile below to open the list of learning activities, then on the learning activity.

Learners must attend all Zoom classes and complete all the learning activities to be eligible for the Certified Installer exam.

B47-IA-Introduction to Water Quality & Safety for Installers
Complete all 2 Learning Activities.

B48-IA-Water Basics for Installers
Complete all 2 Learning Activities.

B49-IA-Codes and Regulations
Complete all 2 Learning Activities.

- Select the learning activity titled *LA-I1-Introduction for Installers-Session-A-Zoom Information* learning activity from the dropdown list of activities if you need the Zoom link for the live session or the session recordings

OR

Select the learning activity titled *LA-I2-Introduction for Installers-Homework* if you need to complete homework.

Water Quality Association TREK Learning Experience Manager

Welcome, [tslubner](#)

DASHBOARD

MY LEARNING PATH

PORTFOLIO

OBSERVATIONS

MY BADGES

REPORTS

TANYA LUBNER'S PATH

Click on the Badge to begin working on your Learning Activities

C16-Instructor-Led Training for Installers Jan 2022 Session A - Part 1

Progress: 0/7 Badges

Version: 1

This is part 1 of the pre-requisite training for Certified Installer candidates. Part 1 includes links to the Zoom-based live classes for modules 1 through 7, Safety through DWV, and the online homework assignments that accompany the classes. To get started, click the first tile below to open the list of learning activities, then on the learning activity.

Learners must attend all Zoom classes and complete all the learning activities to be eligible for the Certified Installer exam.

B47-IA-Introduction to Water Quality & Safety for Installers
Complete all 2 Learning Activities.

LA-I1-Introduction for Installers-Session A-Zoom Information

LA-I2-Introduction for Installers-Homework

B48-IA-Water Basics for Installers
Complete all 2 Learning Activities.

- Follow the instructions on the right-hand panel to complete each of the activities listed. Click on each activity name to launch it and follow the instructions within.

Note: When completing an elearning activity, remember to click the exit button on the last slide for the activity to count as completed.

Need help?

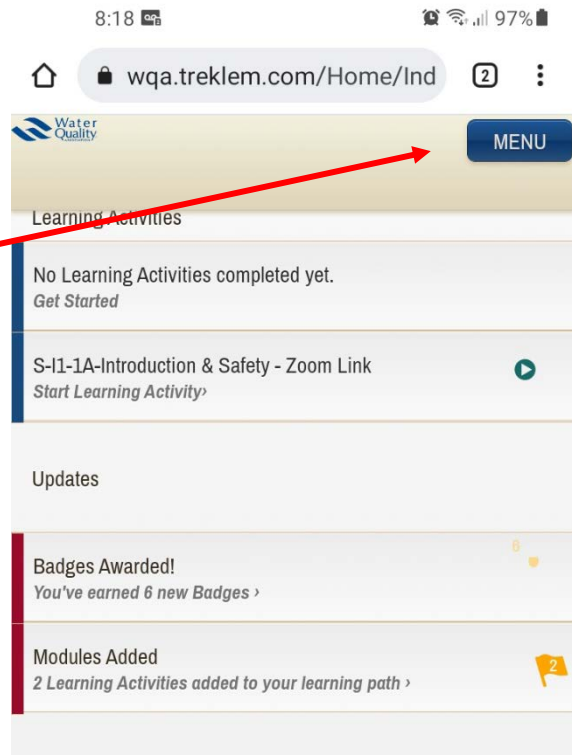
For assistance in using the Learning Experience Manager, please contact John McCartan, WQA's Training & Programs Manager at 630 955 1589 and jmccartan@wqa.org.

Mobile Devices

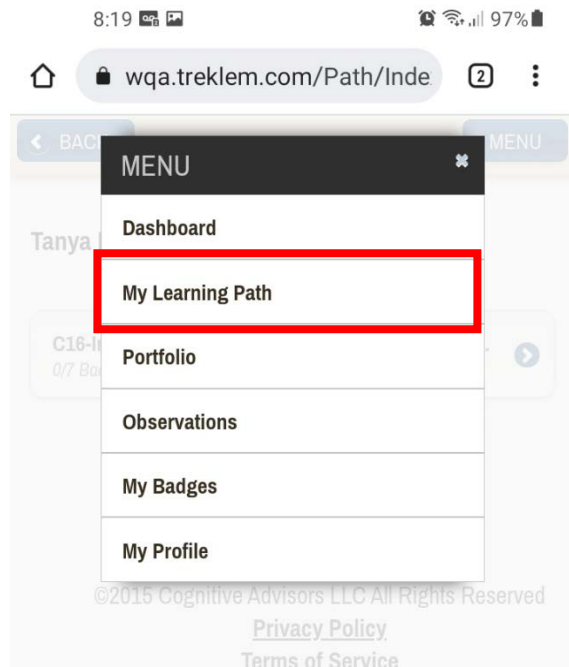
All links to the weekly Zoom meetings, recordings from the instructor-led sessions, and homework assignments are organized in the TREK Learning Experience Manager.

Get started:

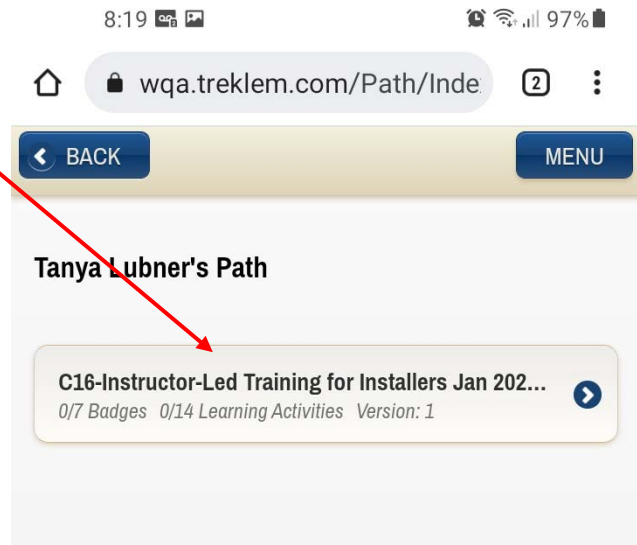
1. Log into the TREK Learning Experience Manager at <http://wqa.treklem.com> with your WQA userID and password.
2. Click the Menu button in the top right



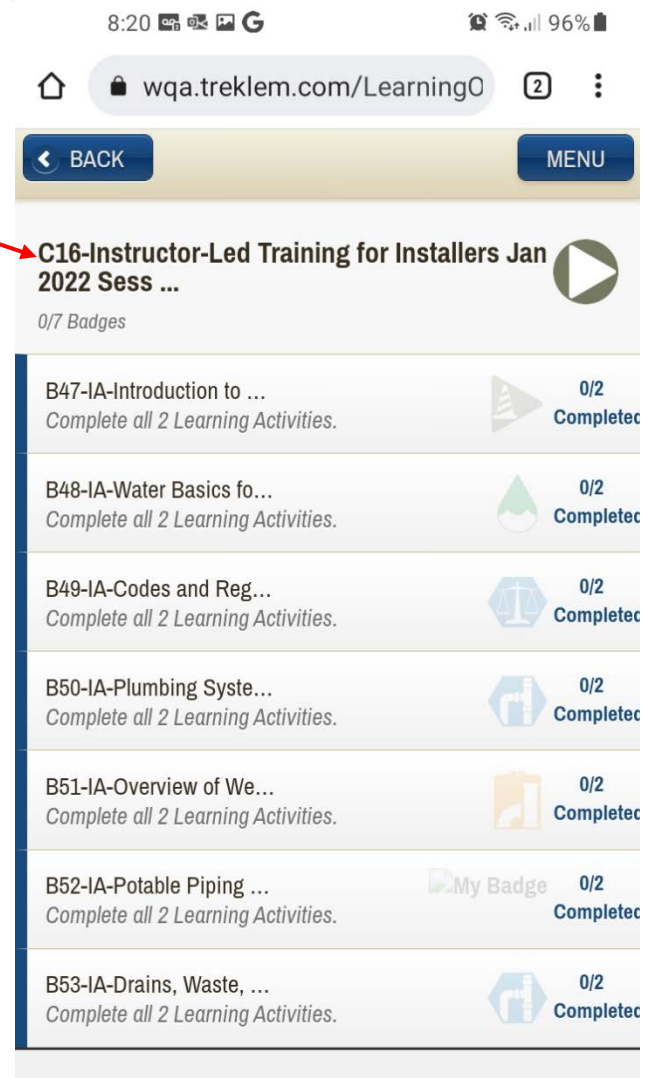
3. Select My Learning Path



4. Click on the tile labeled *C16-Instructor-Led Training for Installers...*



5. Click on the top badge name, *B47-IA-Introduction to Water Quality & Safety for Installers.*



6. Select the learning activity titled *LA-I1-Introduction for Installers-Session-A-Zoom Information* learning activity from the dropdown list of activities if you need the Zoom link for the live session or the session recordings

OR

Select the learning activity titled *LA-I2-Introduction for Installers-Homework* if you need to complete homework

The screenshot shows a mobile application interface for a training course. At the top, the status bar displays the time 8:21, signal strength, Wi-Fi, and 96% battery. The browser address bar shows the URL wqa.treklem.com/LearningO. Below the address bar, there are navigation buttons for 'BACK' and 'MENU'. The main content area is titled 'C16-Instructor-Led Training for Installers Jan 2022 Sess ...' with a play button icon and '0/7 Badges'. A list of learning activities follows, each with a play button icon, a completion status (0/2), and the text 'Completed'. The activity 'LA-I1-Introduction for Installers-Session A-Zoom Information' is highlighted with a red box. Other activities include 'B47-IA-Introduction to ...', 'B48-IA-Water Basics fo...', 'B49-IA-Codes and Reg...', 'B50-IA-Plumbing Syste...', 'B51-IA-Overview of We...', 'B52-IA-Potable Piping ...', and 'B53-IA-Drains, Waste, ...'. Each activity also includes the text 'Complete all 2 Learning Activities.' and a 'My Badge' icon.

Activity ID	Activity Name	Completion Status	Additional Info
B47-IA	Introduction to ...	0/2 Completed	Complete all 2 Learning Activities.
LA-I1	Introduction for Installers-Session A-Zoom Information	0/2 Completed	Complete all 2 Learning Activities.
LA-I2	Introduction for Installers-Homework	0/2 Completed	Complete all 2 Learning Activities.
B48-IA	Water Basics fo...	0/2 Completed	Complete all 2 Learning Activities.
B49-IA	Codes and Reg...	0/2 Completed	Complete all 2 Learning Activities.
B50-IA	Plumbing Syste...	0/2 Completed	Complete all 2 Learning Activities.
B51-IA	Overview of We...	0/2 Completed	Complete all 2 Learning Activities.
B52-IA	Potable Piping ...	0/2 Completed	Complete all 2 Learning Activities. My Badge
B53-IA	Drains, Waste, ...	0/2 Completed	Complete all 2 Learning Activities.

7. Click the activity tile to launch.

